


Alpha 1 Technologies

A30-AS-SA Series Axial Inserter




Machine Highlights

- User friendly interface with Windows 7 Operating System
- Designed for easy maintenance
- Rotary table can rotate in either clockwise or counter clockwise, reducing cycle time
- High precision ball screw and AC servo motor deliver positioning system accuracy to 0.001mm
- Fiducial pattern correction with machine vision
- UPS power interruption protection
- Optional jumper wire dispenser attaches directly to the insertion head to reduce waste
- Online or offline programming (CSV and CAD import)




A solid frame, designed to be robust and reduce vibration.

Simple dispensing head design reduces spare parts and maintenance.



Fewer moving parts mean fewer adjustments and setup problems.

Straightforward tooling design provides easier maintenance and greater reliability.



Model A30-AS-SA Stand Alone Axial Inserter

Model A30-AS-SA Stand Alone Axial Inserter	
General Specifications	
Insertion Speed	16,000 cph
Insertion Direction	4 Direction 0°/90°/180°/ 270°
Component Span	5mm ~ 20mm (0.197" ~ 0.787")
Maximum Board Size	50mm x 50mm (1.97" x 1.97")
Minimum Board Size	460mm x 460mm (18.11" x 18.11")
Process Height	900mm (35.43")
Board Thickness	0.79-2.36mm (0.031" ~ 0.93")
Component Style	Capacitor, Transistor, Diode, Resistor, Inductance, Fuse Block, Other Axial style taped components
Jumper Wire (Optional)	Integral Part of Insertion Head 0.5 – 0.7mm Wire
Cut & Clinch Length	1.2 to 2.2 mm (0.047" to 0.087"), Adjustable
Clinch Angle	0-35° Inward Clinch, Adjustable
Component Stations	20 to 100
Inserter Module Dimension (L x W x H)	1500 x 1750 x 1500mm (59.05" x 68.9" x 59.05")
Part Dispenser Module Dimension (L x W x H)	2000 x 1000 x 1500mm (47.2" x 38.4" x 59.05")
Weight	Approx 1800kg (3968.3 lbs)
Power Requirement	AC220V, Single Phase, 50/60Hz, 1.5Kw
Power Protection	UPS Battery Backup
Air Pressure	6.2 to 7.8 Bar (90 to 110 PSI)
Air Consumption	0.2 CMM @ 5.5 Bar (7 CFM @ 80 PSI)
Environmental Temperature	5°C - 35°C (41°F - 95°F)
Noise Level	60 db
Pattern Correction	Vision System Multi Fiducial
Axis Driving System	AC Servo Motor
Chain Driving	Dual Chain With Dual Servo Motor Drive
Data Input Style	USB Port (Excel Format)
Control System	Windows 7
Operator Interface	LCD Display
Operation Mode	Auto / Semi Auto / Manual
Rotary Table Rotation	Clockwise or Counter Clockwise
Board loading	Manual
Programming	Online or Offline Programming (CSV format)